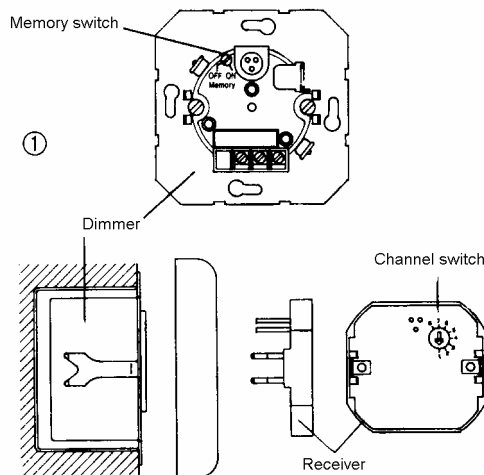


IR dimmer 20 - 500 W

Order No.: 530 00

Infrared (IR) dimmer for switching and dimming of 230 V standard incandescent lamps. Switching and dimming commands can be released by pushing the push-button of dimmer, extension or IR-transmitter.

A short touch on the push-button causes switching, a long touch causes continuous dimming. When switching-off the dimmer, the latest used value of brightness is stored.



There are 2 possibilities for switching-on and dimming (fig. 1):

Memory switch = OFF:

Switching-on releases max. brightness
Dimmfunction starts with min. brightness

Memory switch = ON:

Switching-on to stored brightness
Dimmfunction starts with stored brightness

A switching-off of the dimmer is caused by interruptions of the 230 V supply lasting longer than 2 sec.

Indications of danger

Caution! The installation and assembly of electrical equipment may be carried out only by a skilled person.

Not suitable for switching the lines potential-free.

Disregarding the installation instructions may cause fire or other dangers.

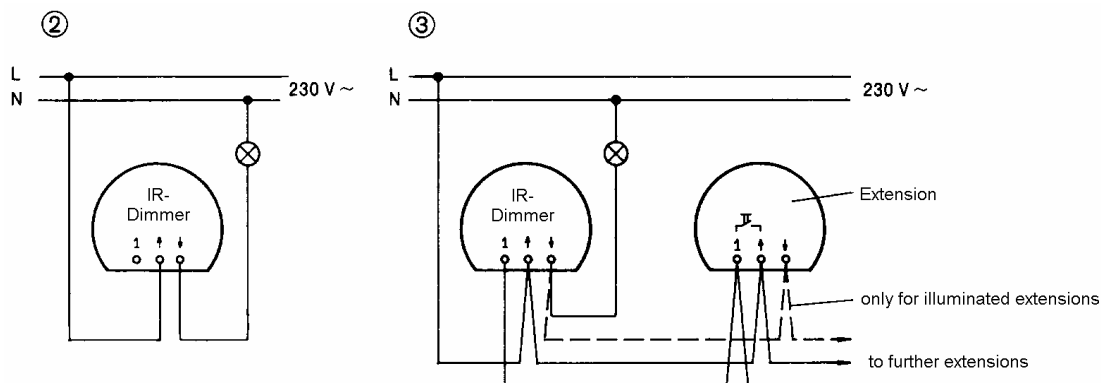
Instructions for installation

The IR dimmer consists of an upper receiver part to be plugged into the lower power part (fig. 1).

Before plugging-in the receiver, set the channel switch to the number (1...8) which is according to the push-button number of the IR-Transmitter (fig. 1).

For connexion see fig. 2.

When commands should be released from different places install extensions (fig. 3).



Depending on the installation the maximum load must be reduced:

- 10% for each 5°C exceeding of the ambient temperature of 25°C
- 15% for installation in wooden or hollow walls
- 20% for installation in multiple combinations

Other light sources may only emits rays to the receiver indirectly, otherwise the sensitivity will be reduced.

In case of malfunctioning the fuse in the lower part of the dimmer is to be checked at first. Use only fuses with the specified value.

In a low dimmer position control signals of power stations may be recognized as a short flickering. A slight buzzing can be caused by the noise suppression choke (no defect!).

Technical data

Power parts of the dimmer

Rated voltage:	230 V ~
Rated load:	20 - 500 W standard incandescent lamps
Protection for short circuit and overload:	fuse F 1,6 / 250 E SA
Noise suppression:	level N of VDE 0875 / 1
Extension:	push-button with a normally open contact f.eg. extension type „A“

Receiver part


Transmitting media:	infrared light 950 nm
Carrier frequency:	455 kHz
Coding:	PPM Code, carried
Number of possible channels:	8

Acceptance of guarantee

We accept the guarantee in accordance with the corresponding legal provisions.

Please return the unit postage paid to our central service department giving a brief description of the fault:

Gira
Giersiepen GmbH & Co. KG
Service Center
Dahlienstrasse 12
D-42477 Radevormwald

 The CE sign is a free trade sign addressed exclusively to the authorities and does not include any warranty of any properties.

Gira
Giersiepen GmbH & Co. KG
Postfach 1220
D-42461 Radevormwald

Telefon: +49 / 21 95 / 602 - 0
Telefax: +49 / 21 95 / 602 - 339
Internet: www.gira.de