

Instabus IR-Multifunction touch sensor, 4fold

Order No.: 0886 ..

This device is a product of the *instabus* EIB-system and meets EIBA regulations. Detailed technical knowledge obtained in *instabus* training courses is a prerequisite for proper understanding.

Function

The function of this device is depending on the software. For detailed information on which software may be used leading to what extension of operability please see manufacturer's product data base.

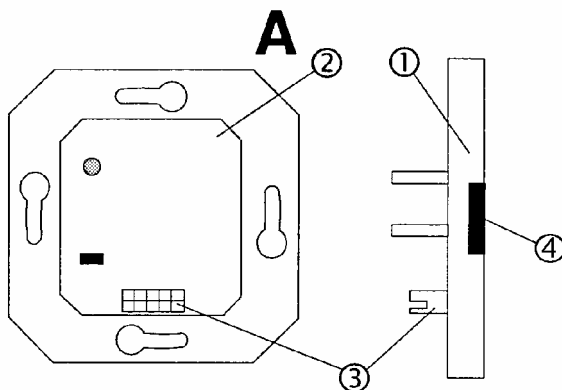
Application

The IR-Multifunction touch sensor transmits telegrams on the *instabus* EIB upon receiving an IR signal or after depressing a key.

These telegrams enable the corresponding functions in *instabus* devices.

Indications of danger

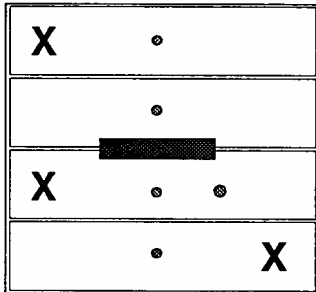
Caution! The installation and assembly of electrical equipment may be carried out only by a skilled person.

Instructions for installation

Planning, installation and starting of the device is being by means of a software certified by EIBA. By attaching the application module ① on the concealed bus coupling unit ② they are connected via the physical external interface ③. The IR receiver eye ④, in the middle of the device must not be covered up.


Local selection of the IR group

B



1. st step, Programming mode: simultaneous actuation of "Three Keys" for at least 3s, see figure B.

C



2. nd step, IR group preselection: actuation of IR group key within 3s, see figure C.

230 V Voltage and Low Voltage under one Joint Cover

If *instabus* wall mounted devices and earthed sockets shall be used in a multiple combination, earthed GIRA sockets with screwless plug terminals are to be used as they guarantee shock protection even after removal of the cover.

Technical Data

Supply <i>Instabus</i> EIB:	24 V DC (+6/-4V) via bus coupling unit (BA)
Connection	
<i>Instabus</i> EIB:	Connecting terminal and branch joint
Physical external interface:	Attach to BA
IR-Receiver	
Transmission medium:	Infrared light, IR
Wavelength:	λ = 950 nm
Carrier frequency:	f = 455 kHz
Encoding:	PPM carrier code
Ambient temperature:	-5°C to +45°C
Storing/ transporttemperature:	-25°C to +75°C
Protection grade:	IP 20
Protection class:	III

Acceptance of guarantee

We accept the guarantee in accordance with the corresponding legal provisions.

Please return the unit postage paid to our central service department giving a brief description of the fault:

Gira
Giersiepen GmbH & Co. KG
Service Center
Dahlienstrasse 12
D-42477 Radevormwald



The CE sign is a free trade sign addressed exclusively to the authorities and does not include any warranty of any properties.

Gira
Giersiepen GmbH & Co. KG
Postfach 1220
D-42461 Radevormwald

Telefon: +49 / 21 95 / 602 - 0
Telefax: +49 / 21 95 / 602 - 339
Internet: www.gira.de